

Government-funded students and courses - January to September 2024

National Centre for Vocational Education Research



Highlights

The number of students enrolled in government-funded nationally recognised qualifications in Australia between January and September 2024 increased by 4.3% to 995 090 compared with the same period in 2023, representing a 13.4% rise from the same period in 2019.

Compared with the same period in 2023, students enrolled:

- at TAFE institutes increased by 8.4% to 550 510 (up 10.2% from the same period in 2019)
- at other providers, such as Private and Community providers, remained steady at 462 015 (up 17.9% from the same period in 2019)
- in Certificate III or higher qualifications, grew 4.5% to 846 610 (up 15.7% from the same period in 2019).

Student numbers varied by cohort:

Table 1 Change in government-funded students enrolled in nationally recognised qualifications by selected cohort in Australia

Cohort	January to September 2024		Change since	
	Students	Proportion (%)	January to September 2019 (%)	January to September 2023 (%)
Females	504 450	50.7	16.0	5.5
Indigenous	69 395	7.0	12.5	11.5
With a disability	87 650	8.8	7.2	6.9
Regional and remote	328 035	33.0	8.8	3.5
School students	92 500	9.3	58.0	5.7
Studied full-time	124 590	12.5	13.3	18.1
Unemployed	162 165	16.3	-10.7	6.7

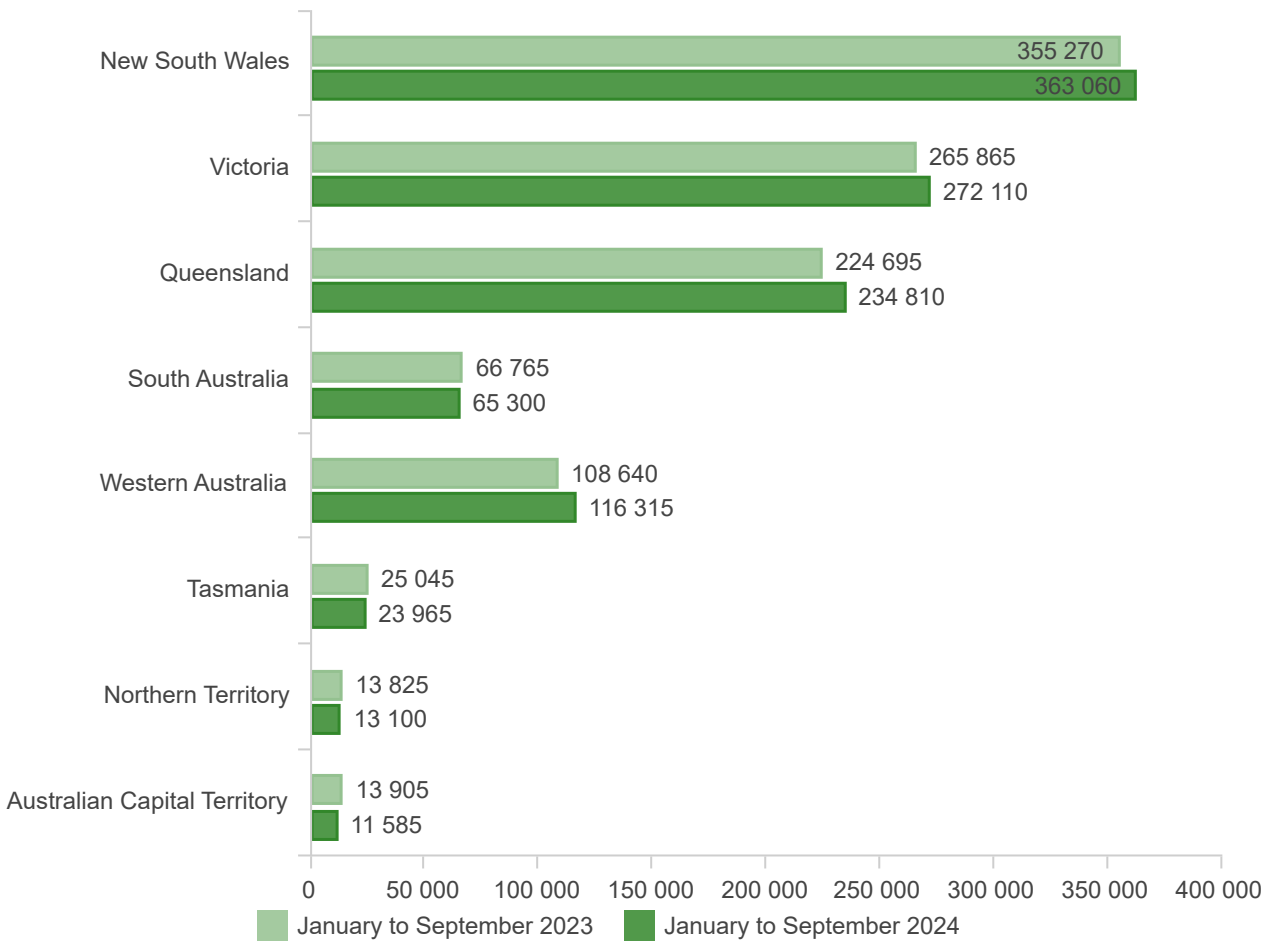
Note: Nationally recognised qualifications are comprised of training package qualifications and accredited qualifications. For comparison, 2019 (pre-COVID-19) data has been included.

The publication also includes data on students who undertook other forms of nationally recognised training, including training package skill sets, accredited courses, locally developed skill sets and courses, as well as stand-alone subjects. It also covers non-nationally recognised training, such as non-nationally recognised programs and subjects.

Students

In the nine months ending 30 September 2024, 1 100 245 students were enrolled in government-funded VET in Australia, an increase of 2.4% from the same period in 2023.

Figure 1 Government-funded students by state/territory, January to September 2023 and 2024, Australia



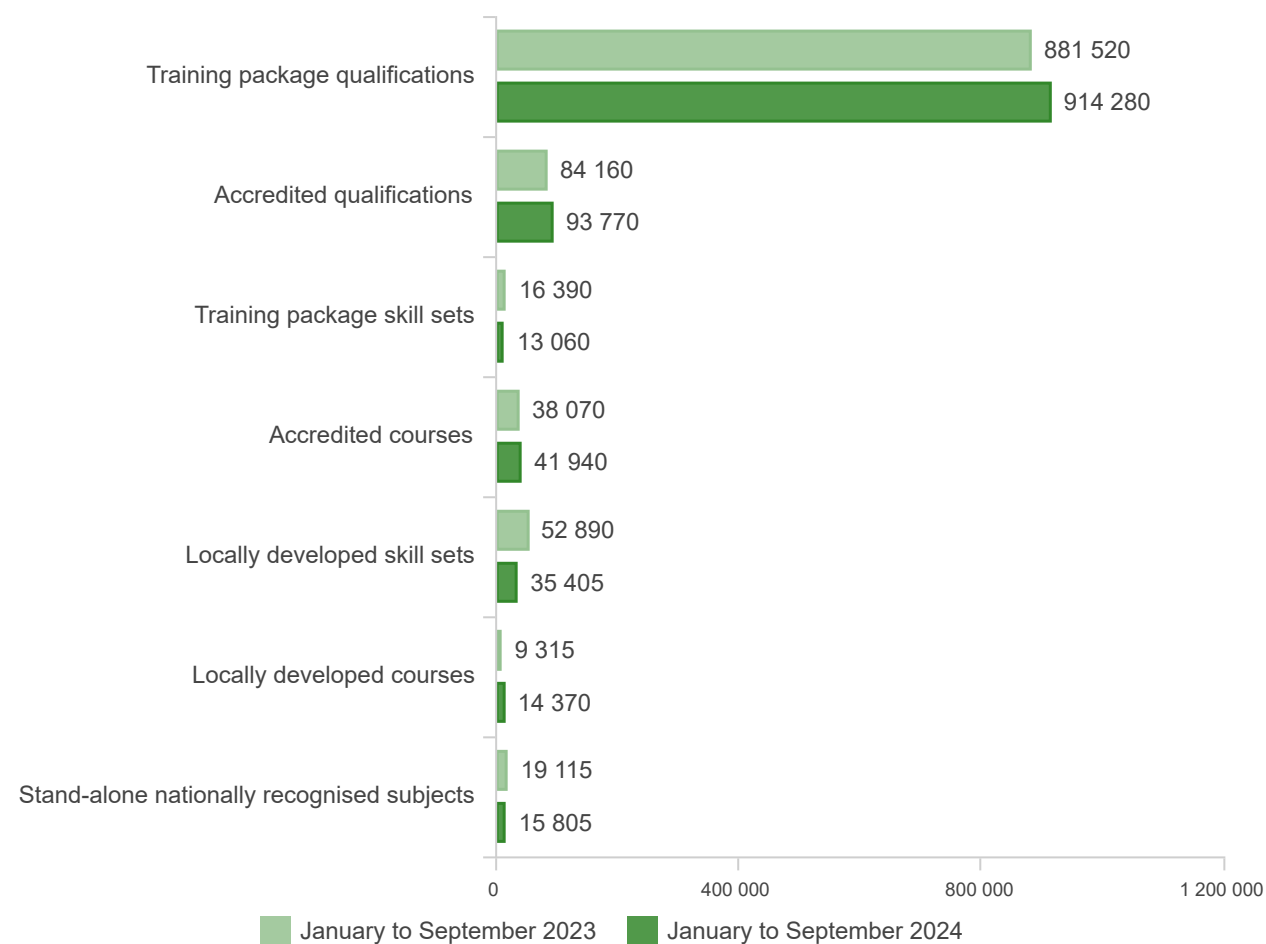
Note: This chart shows the overall picture of Australia and does not update based on state/territory selection.

In the nine months ending 30 September 2024, 1 061 415 government-funded students were enrolled in nationally recognised VET, consisting of:

- training package qualifications (914 280 students or 86.1%)
- accredited qualifications (93 770 students or 8.8%)
- training package skill sets (13 060 students or 1.2%)
- accredited courses (41 940 students or 4.0%)
- locally developed skill sets and courses comprised of at least one nationally recognised subject (49 375 students or 4.7%)
- stand-alone nationally recognised subjects (15 805 students or 1.5%).

Note that students are enrolled in one or more programs, others in stand-alone subjects, and some in a combination of both.

Figure 2 Government-funded students enrolled in nationally recognised VET by type of training, January to September 2023 and 2024, Australia



Note: The sum of students will not add to the January to September 2024 total (1 061 415) for Australia as a student may have enrolled in multiple programs and/or subjects in the reporting period. Although locally developed skill sets and courses are not nationally recognised, associated training activity includes at least one nationally recognised subject.

In the nine months ending 30 September 2024, 59 570 government-funded students were enrolled in non-nationally recognised VET, consisting of:

- non-nationally recognised programs (31 030 students)
- higher education qualifications (70 students)
- stand-alone non-nationally recognised subjects (28 770 students).

Provider reporting type

In the nine months ending 30 September 2024, 1 394 providers were delivering government-funded VET in Australia, unchanged from the same period in 2023.

Table 2 Provider reporting type, January to September 2020 to 2024, Australia

Provider reporting type	Jan-Sep 2020	Jan-Sep 2021	Jan-Sep 2022	Jan-Sep 2023	Jan-Sep 2024
TAFE institutes	24	24	24	24	24
Other government providers	10	10	10	10	10
Community education providers	307	305	284	275	278
Private training providers	954	955	944	922	931
Other training providers	229	218	209	211	201
Total	1 473	1 460	1 420	1 394	1 394

Note: The total is a distinct count of training providers that submitted data through the state training authorities. Some training providers deliver VET in more than one state or territory and may be classified against multiple provider reporting type classifications, but only counted once in the total.

Students by provider reporting type

- Of the 1 100 245 students enrolled in government-funded VET in Australia:
- 605 455 or 55.0% were enrolled at TAFE institutes (up 7.1% from January to September 2023)
 - 54 500 or 5.0% at other government providers (up 11.7%)
 - 60 225 or 5.5% at community education providers (up 1.0%)
 - 352 695 or 32.1% at private training providers (down 5.0%)
 - 62 270 or 5.7% at other training providers (down 4.1%).

Figure 3 Government-funded students by provider reporting type, January to September 2023 and 2024, Australia



Note: The sum of students will not add to the January to September 2024 total (1 100 245) for Australia as a student may have enrolled in multiple provider types in the reporting period.
Other training providers include TAFE institutes undertaking training outside of their head office state or territory.

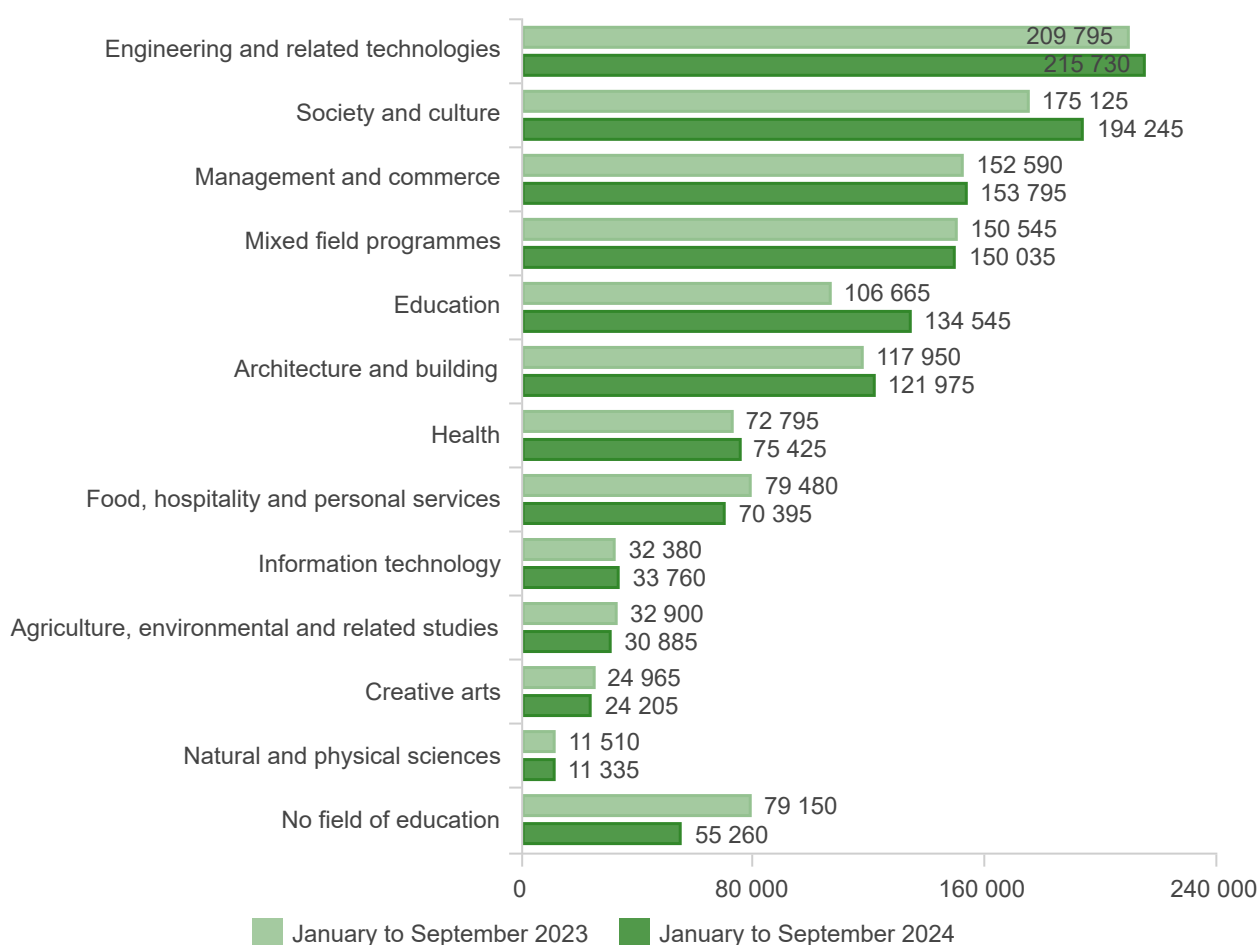
Program enrolments

In the nine months ending 30 September 2024, there were 1 271 600 government-funded program enrolments in Australia, an increase of 2.1% from the same period in 2023. Of these:

- 87.9% were in qualifications, including training package qualifications (79.4%) and accredited qualifications (8.5%)
- 5.1% were in training package skill sets and accredited courses
- 4.4% were in locally developed programs comprised of at least one nationally recognised subject
- 2.6% were in non-nationally recognised programs.

In the nine months ending 30 September 2024, the most popular field of education was Engineering and related technologies (215 730 or 17.0%), followed by Society and culture (194 245 or 15.3%).

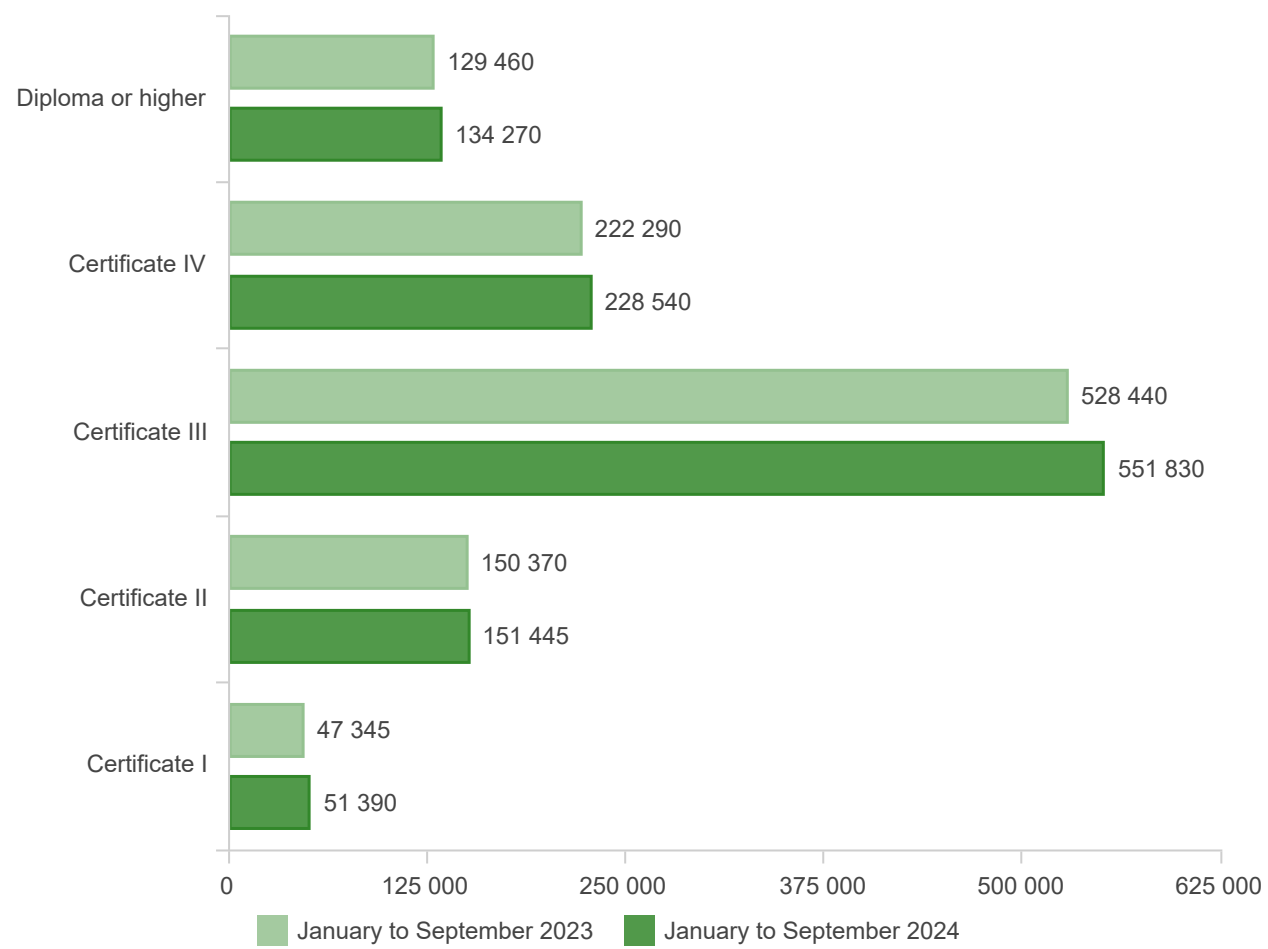
Figure 4 Government-funded program enrolments by field of education, January to September 2023 and 2024, Australia



Note: Training package skill sets and locally developed skill sets are reported without a field of education.

In the nine months ending 30 September 2024, there were 1 117 475 government-funded nationally recognised qualification enrolments in Australia (up 3.7% from the same period in 2023). The most popular level of education was Certificate III (551 830 or 49.4%), followed by Certificate IV (228 540 or 20.5%).

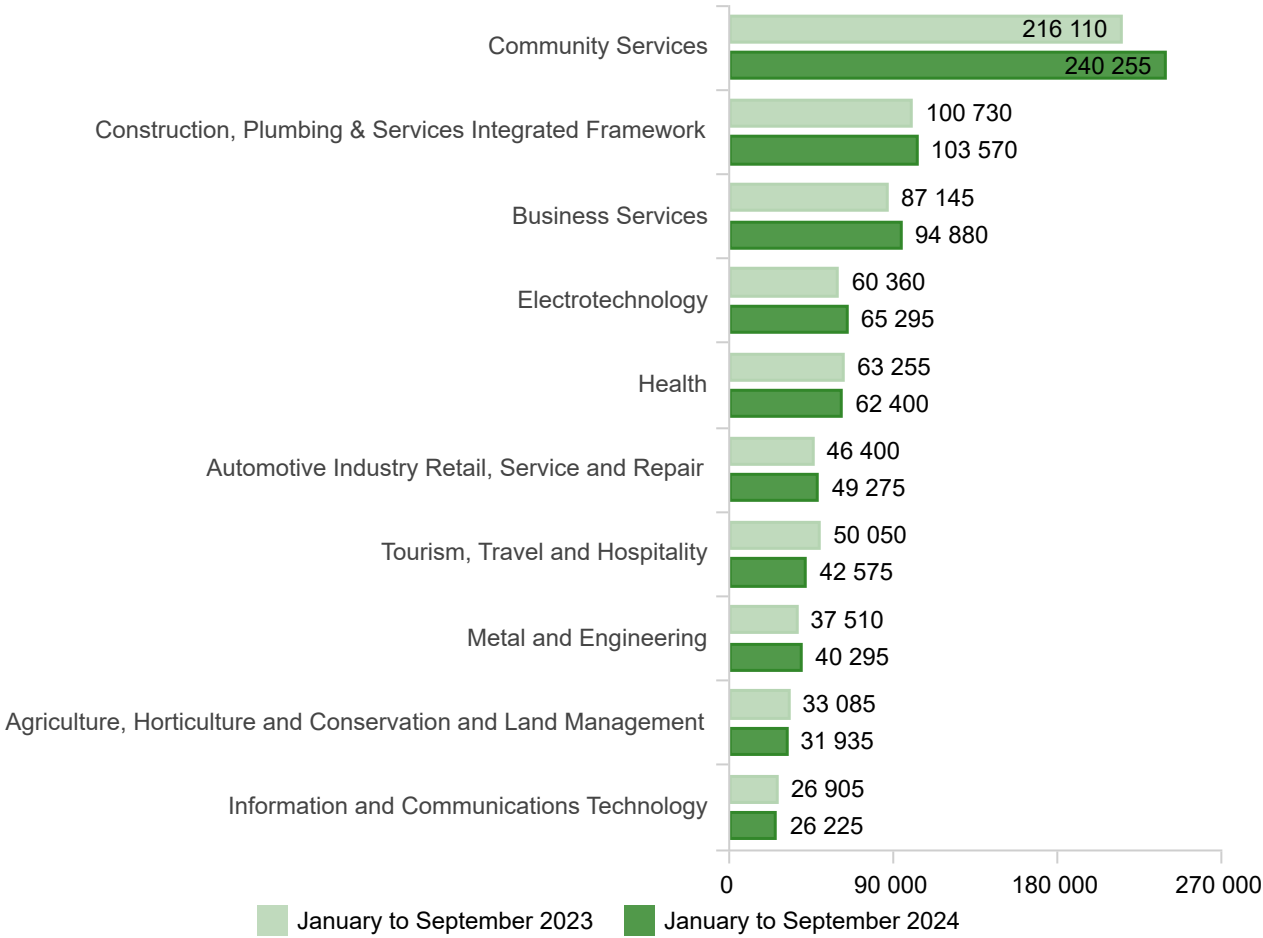
Figure 5 Government-funded nationally recognised qualification enrolments by level of education, January to September 2023 and 2024, Australia



Note: Data in the figure above are based on training package qualifications and accredited qualifications only. Other programs such as training package skill sets and accredited courses are excluded.

In the nine months ending 30 September 2024, Community Services had the highest number of training package enrolments (240 255 or 23.7%), followed by Construction, Plumbing & Services Integrated Framework (103 570 or 10.2%).

Figure 6 Top ten training packages by number of government-funded program enrolments, January to September 2023 and 2024, Australia



Note: For a full list of training packages and non-training packages information, refer to the [DataBuilder](#).



Subject Enrolments

In the nine months ending 30 September 2024, there were 9 125 690 enrolments in government-funded VET subjects across Australia.

Of these, 94 265 (1%) were in stand-alone subjects, consisting of:

- 35 850 nationally recognised subjects
- 58 420 non-nationally recognised subjects.

Figure 7 Government-funded stand-alone subject enrolments by subject type, January to September 2024, Australia

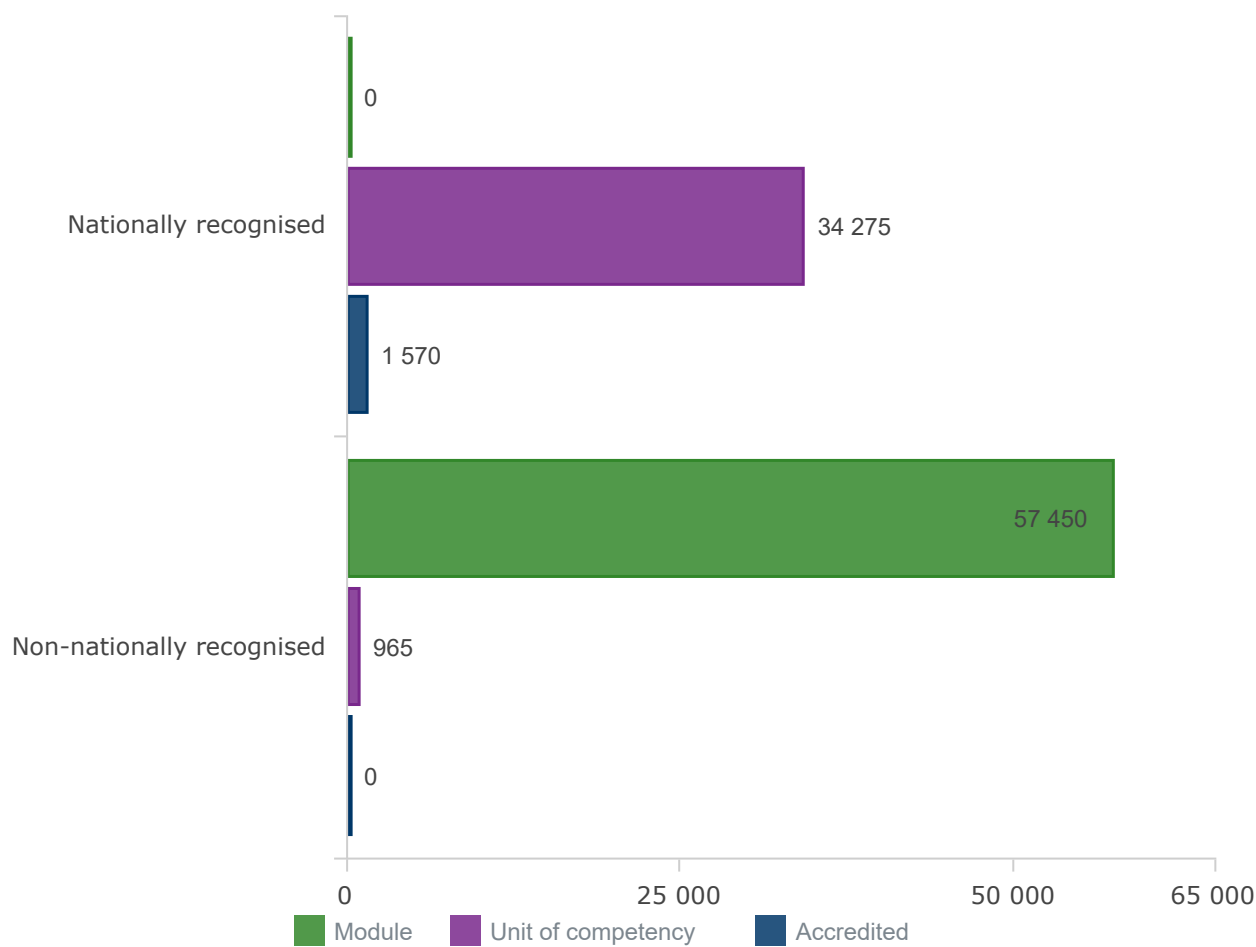
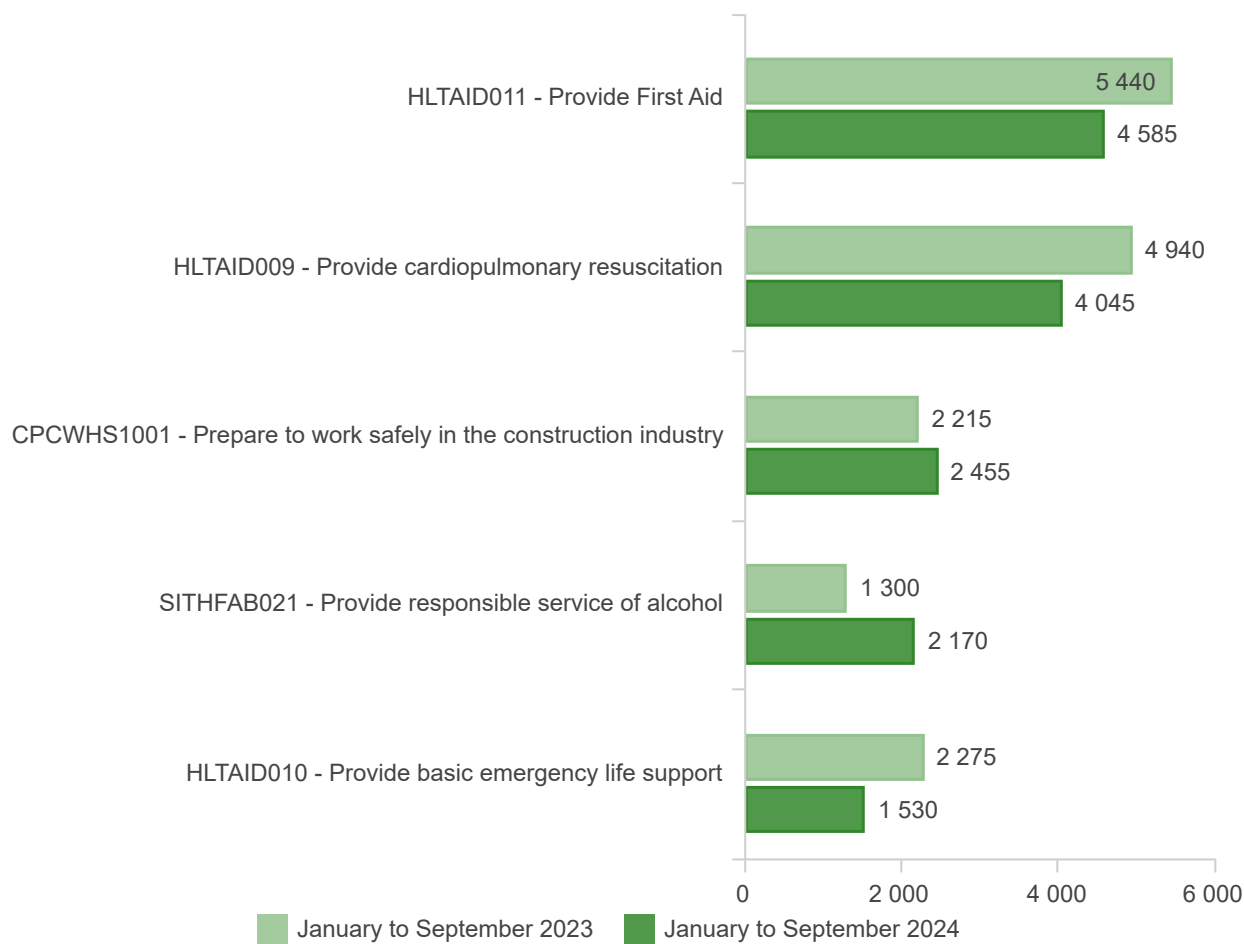


Figure 8 Top five units of competency by number of government-funded stand-alone subject enrolments, January to September 2023 and 2024, Australia



Note: Data in the figure above are based on stand-alone nationally recognised subjects and stand-alone non-nationally recognised subject enrolments in units of competency only. In instances where multiple units of competency have an equal number of enrolments, the 5th rank for VIC, QLD, SA and TAS was randomly selected among the tied units. For a full list of units of competency, refer to the [DataBuilder](#).

© Commonwealth of Australia, 2025



For details and exceptions visit the [NCVER Portal](#).

This document should be attributed as NCVER 2025, *Government-funded students and courses - January to September 2024*, NCVER, Adelaide.

This work has been produced by NCVER on behalf of the Australian Government, and state and territory governments, with funding provided through the Australian Government Department of Employment and Workplace Relations.

The views and opinions expressed in this document are those of NCVER and do not necessarily reflect the views of the Australian Government or state and territory governments.

ISSN 2205-4391
TD/TNC 158.03

Published by NCVER, ABN 87 007 967 311